



allchimpregister

Version 2.0

contents

introduction 3

updates/upgrading 4

installation and configuration..... 5

 installation..... 5

 configuration..... 7

 configuration – parameters 8

 configuration – enabling and positioning 9

useful usage tips 11

 how to find a list ID in MailChimp 11

support and help 13

 cannot instantiate email function 13

licence 14

introduction

Thank you for choosing **allChimpRegister**.

To complement the release of our allChimp Component, Joomtraders has created allChimpRegister to allow for easy (un)subscription of guests, without having to externally link to the forms provided by MailChimp.

This extension makes use of AJAX to ensure that users do not navigate away from the website page they are viewing when submitting their details.

The extension is a single module file, allowing for easy placement within a Joomla! website and comes with pre-created classes, so that it can be styled using CSS to suit individual tastes and websites designs.

updates / upgrading

Version 2.0 is compliant with Joomla! 1.6 and Joomla! 1.7. It will not work on an earlier version of Joomla!.

Changes:

- Added error messages that appear on the subscription form when there are no interest groups and extra fields to display.
- Added error messages that appear on the subscription form when the 'MailChimp API Key', 'MailChimp Username', 'MailChimp Password' and 'MailChimp List ID' parameters are not completed
- Ensured that the database table (#__allchimplregister) is removed when allChimpRegister is uninstalled
- Reworded some parameter descriptions
- Removed the 'Show List Name' module parameter
- When a guest registers successfully, the success message has been altered from 'Email Successfully Added' to 'Email Successfully Added. You will be emailed a link that you will need to click on to confirm your subscription.'
- Added more language support

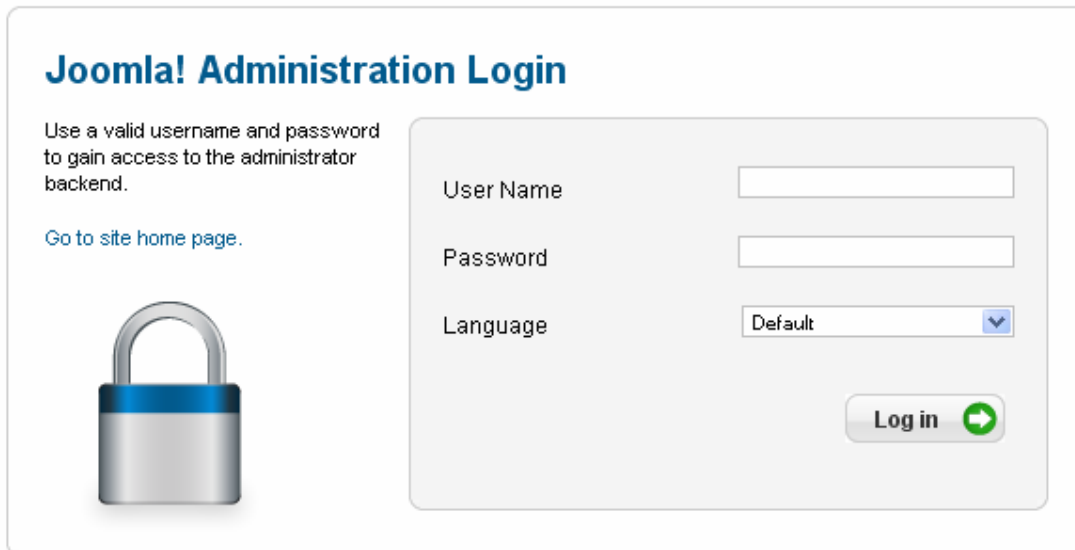
installing and configuring

There is only a single file that needs to be installed, positioned and enabled for this extension to work. It is:

1. allChimpRegister – Version 2.0.zip

installation

1. Begin by **logging into the backend** of the Joomla website that the extension will be installed in. To do this, go to website's address/URL and add the extension *administrator* to the end (for example, Joomtraders would be: <http://www.joomtraders.com/administrator/>). Login into the page using a correct username and password (figure 1.1).



The screenshot shows the Joomla! Administration Login interface. On the left, there is a blue padlock icon. To its right, the text reads: "Use a valid username and password to gain access to the administrator backend." Below this is a link: "Go to site home page." The main login area on the right contains three input fields: "User Name", "Password", and "Language" (a dropdown menu set to "Default"). A "Log in" button with a green arrow icon is positioned at the bottom right of the form.

Figure 1.1

2. Once there has been a successful login into the backend, click on the **Extensions** dropdown located at the top of the browser window, and select **Extension Manager** (figure 1.2).

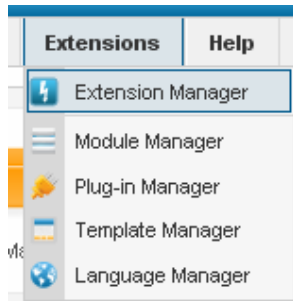


Figure 1.2

3. On the next screen that appears, select **browse** from **Upload Package File** and select **mod_allchimplregister.zip**. Once the file is selected, click on the **Upload & Install** button (figure 1.3).



Figure 1.3

configuration

1. All configuration settings for this extension reside within the **module**. In order to access the configuration settings, ensure that you are logged in to the Administration backend (see installation step 1), access the **Extensions** dropdown and select **Module Manager** (figure 2.1).

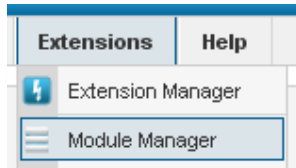


Figure 2.1

2. On the page that appears, select the **filter**, type in the word "all" to search with and either press **return** on the keyboard or the **Search** button within the web browser (figure 2.2). This will bring up the **allChimpRegister** module. Click on the title to edit the parameters.

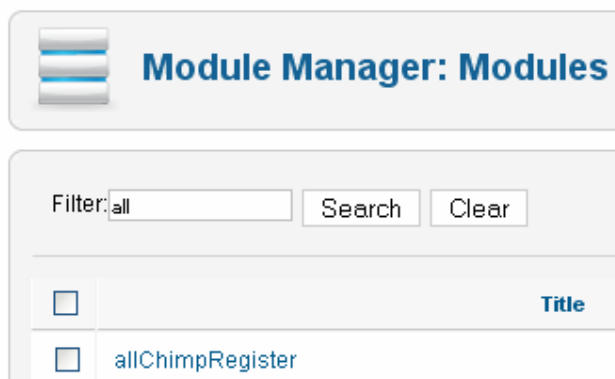
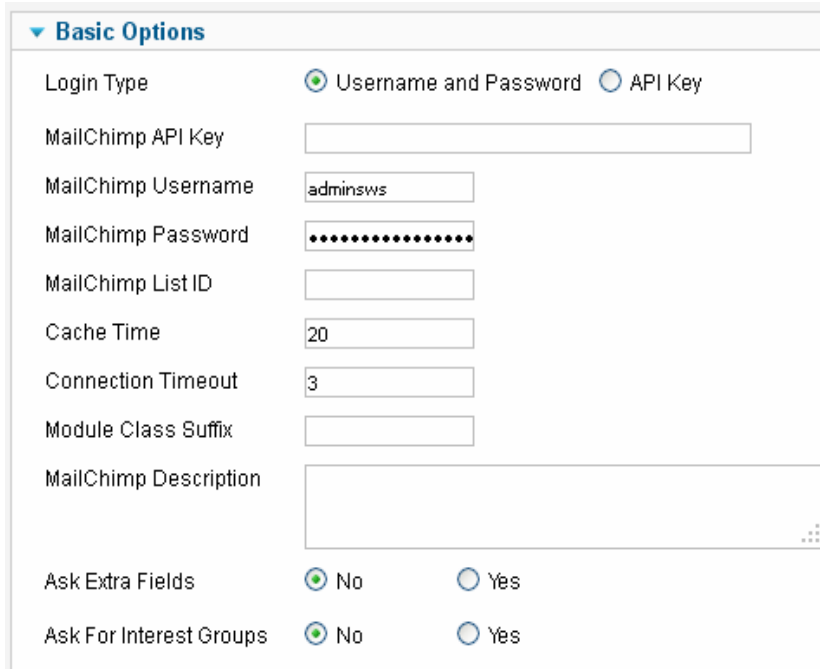


Figure 2.2

configuration – Parameters

1. On the new page that loads, the ‘Basic Options’ area to the right contains the parameters for the allChimpRegister module (figure 2.3).



Basic Options

Login Type Username and Password API Key

MailChimp API Key

MailChimp Username

MailChimp Password

MailChimp List ID

Cache Time

Connection Timeout

Module Class Suffix

MailChimp Description

Ask Extra Fields No Yes

Ask For Interest Groups No Yes

Figure 2.3

Login Type: Use ‘Username and Password’ or ‘API Key’ to update your account. If the ‘Username and Password’ radio button is selected, the ‘MailChimp Username’ and ‘MailChimp Password’ parameters (further down) must also be completed. If the ‘API Key’ radio button is selected, the ‘MailChimp API Key’ parameter (further down) must also be completed.

MailChimp API Key: Your MailChimp API Key for authentication of your MailChimp account.

MailChimp Username: Your MailChimp Username for authentication of your MailChimp account.

MailChimp Password: Your MailChimp Password for authentication of your MailChimp account.

MailChimp List ID: The id of the MailChimp list that is to be used. This list id can be retrieved from MailChimp. See the ‘useful usage tips’ section on page 11 for further details.

Cache Time: The allChimpRegister module periodically checks MailChimp to see if there have been changes made to the MailChimp list (e.g. a change might be that a new field may have been added to the MailChimp list). The time, in minutes, between these periodic checks, is the Cache Time.

Connection Timeout: Timeout duration (in hundreds of seconds) on calls to the MailChimp server. The default value of this parameter is 3 (300 seconds).

Module Class Suffix: Adds a unique name to the module and the module’s internal classes so that they can be individually styled using CSS.

Ask Extra Fields: Whether or not to include extra fields from MailChimp.

Ask Interest Groups: Whether or not to include interest groups from MailChimp.

configuration – enabling and positioning

1. Enabling and positioning the allChimpRegister module works the same as any other Joomla! module. The module must be set to appear and become usable on a website.

To enable the module, select **Module Manager** from the **Extensions** dropdown located at the top of the screen within the Joomla! backend (figure 2.4).

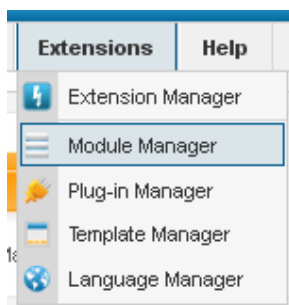


Figure 2.4

- On the page that appears, select the **filter**, type in the word "all" to search with and either press **return** on the keyboard or the **Search** button (figure 2.5). This will bring up the **allChimpRegister** module. Click on the title to edit the parameters.

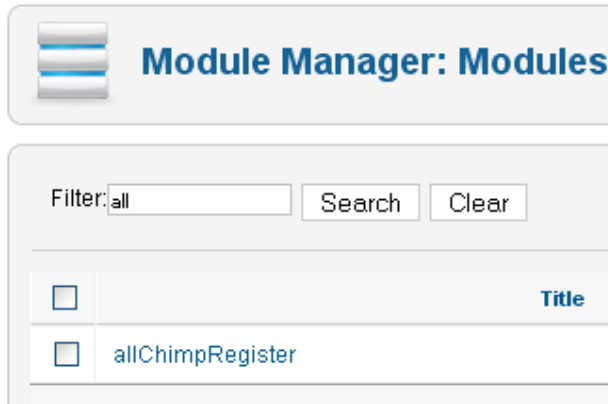


Figure 2.5

- Underneath the **Details** parameters located on the left hand side of the new page that appears, change the **Status** setting to **Published** (figure 2.6). This will enable the module to appear on the website.



Figure 2.6

- The Positioning of the module relative to the page is accomplished through the **Position** setting. The Position setting is located above the **Status** setting (from the previous step). Use the **Position** setting to select which area on the layout the module should appear (figure 2.7).

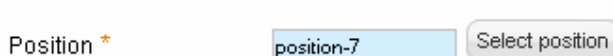


Figure 2.7

- Make sure to click the **Save** button located at the top right of the page to save and apply the modified settings (figure 2.8).



Figure 2.8

useful usage tips

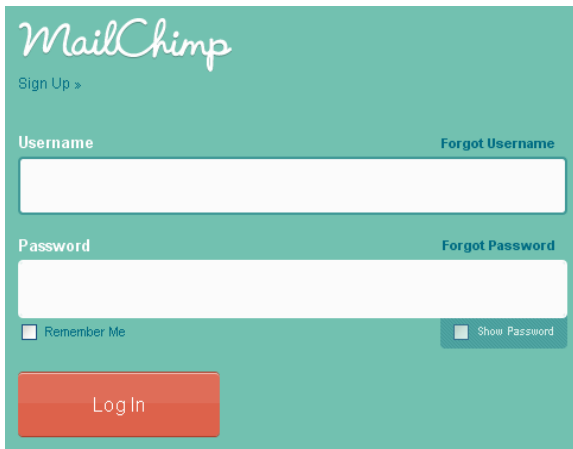
how to find a list ID in mailchimp

1. Start off by going to the MailChimp website, which is located at <http://www.mailchimp.com> and going to the login page. You can access the login page at the top right of the screen (figure 3.1).



Figure 3.1

2. On the next page that appears (figure 3.2), login to MailChimp.



The screenshot shows the MailChimp login page. At the top left is the 'MailChimp' logo in a white script font. Below it is a 'Sign Up >' link. The main form area has a teal background. It contains two input fields: 'Username' and 'Password'. To the right of the 'Username' field is a 'Forgot Username' link. To the right of the 'Password' field is a 'Forgot Password' link. Below the 'Password' field are two checkboxes: 'Remember Me' and 'Show Password'. At the bottom of the form is a red 'Log In' button.

Figure 3.2

3. After a successful login, go to the top tab menu and select **Lists** (figure 3.3).

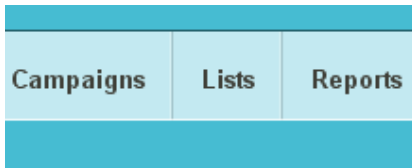


Figure 3.3

4. Located on the next page is a list of **Subscriber Lists** that the account contains. Select the list that requires an ID number to be found. For example, the list called **List** (figure 3.4) can be selected by clicking on the **view list** button.

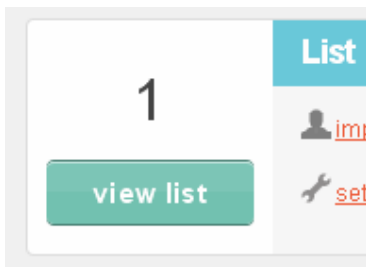


Figure 3.4

5. On the page that loads, click the **settings** link (figure 3.5).

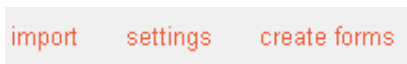


Figure 3.5

6. Finally, once the next page has loaded, scroll down until **unique id for list** is visible. The value located in the input field below the text is the ID that needs to be used (figure 3.6)

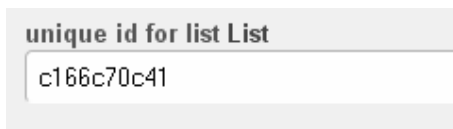


Figure 3.6

support and help

Further support and help regarding this extension can be found using one of the following methods and by accessing the latest information on our website at <http://www.joomtraders.com>

If you require assistance with the installation or use of this product:

- **Reread this documentation or check for updated documents**
- **Check our forums** <http://www.joomtraders.com/forum.html> if other users have had similar issues.

As this is a free extension, Joomtraders supply limited support for this product. However, if your query is simple, we will be happy to help. In this case, please either:

- **Send an email to our support desk** support@joomtraders.com , or
- **Lodge a support ticket to our help desk** <http://www.joomtraders.com/tickets.html>

If you found allChimpRegister to be a useful addition to Joomla!, we would really appreciate it if you could kindly post a rating and review over at the Joomla Extension Directory, and if you could like our Facebook page.

- <http://extensions.joomla.org/extensions/content-sharing/ mailing-a-newsletter-bridges/10694>
- <http://www.facebook.com/joomtraders>

This documentation was last updated on the 17th of May 2011.

cannot instantiate email function

This error is an umbrella term and can be the result of a variety of factors. If you happen to get this error, please check the following before getting in contact with our support.

- Using an out of the box setup of a LAMP server, such as XAMPP, to locally test a website may result in this error. This is because unless an email server has been manually configured, LAMP servers generally do not have this functionality setup by default.
- This can be a result of the phpmailer/SMTP setup within a Joomla! site. Please check the site settings under **Global Configuration**, located from the **Site** dropdown menu at the top of the backend.
- Incorrect DNS/BIND settings and/or phpmailer functionality may not exist on the hosting supporting the website. If the issue is pointing to this being the cause, get in contact with the hosting provider to check that the values and setup is correct.

licence

GNU GENERAL PUBLIC LICENSE

Version 2, June 1991

Copyright (C) 1989, 1991 Free Software Foundation, Inc.
59 Temple Place - Suite 330, Boston, MA 02111-1307, USA

Everyone is permitted to copy and distribute verbatim copies of this license document, but changing it is not allowed.

Preamble

The licenses for most software are designed to take away your freedom to share and change it. By contrast, the GNU General Public License is intended to guarantee your freedom to share and change free software--to make sure the software is free for all its users. This General Public License applies to most of the Free Software Foundation's software and to any other program whose authors commit to using it. (Some other Free Software Foundation software is covered by the GNU Library General Public License instead.) You can apply it to your programs, too.

When we speak of free software, we are referring to freedom, not price. Our General Public Licenses are designed to make sure that you have the freedom to distribute copies of free software (and charge for this service if you wish), that you receive source code or can get it if you want it, that you can change the software or use pieces of it in new free programs; and that you know you can do these things.

To protect your rights, we need to make restrictions that forbid anyone to deny you these rights or to ask you to surrender the rights. These restrictions translate to certain responsibilities for you if you distribute copies of the software, or if you modify it.

For example, if you distribute copies of such a program, whether gratis or for a fee, you must give the recipients all the rights that you have. You must make sure that they, too, receive or can get the source code. And you must show them these terms so they know their rights.

We protect your rights with two steps: (1) copyright the software, and (2) offer you this license which gives you legal permission to copy, distribute and/or modify the software.

Also, for each author's protection and ours, we want to make certain that everyone understands that there is no warranty for this free software. If the software is modified by someone else and passed on, we want its recipients to know that what they have is not the original, so that any problems introduced by others will not reflect on the original authors' reputations.

Finally, any free program is threatened constantly by software patents. We wish to avoid the danger that redistributors of a free program will individually obtain patent licenses, in effect making the program proprietary. To prevent this, we have made it clear that any patent must be licensed for everyone's free use or not licensed at all.

The precise terms and conditions for copying, distribution and modification follow.

TERMS AND CONDITIONS FOR COPYING, DISTRIBUTION AND MODIFICATION

0. This License applies to any program or other work which contains a notice placed by the copyright holder saying it may be distributed under the terms of this General Public License. The "Program", below, refers to any such program or work, and a "work based on the Program" means either the Program or any derivative work under copyright law: that is to say, a work containing the Program or a portion of it, either verbatim or with modifications and/or translated into another language. (Hereinafter, translation is included without limitation in the term "modification".) Each licensee is addressed as "you".

Activities other than copying, distribution and modification are not covered by this License; they are outside its scope. The act of running the Program is not restricted, and the output from the Program is covered only if its contents constitute a work based on the Program (independent of having been made by running the Program). Whether that is true depends on what the Program does.

1. You may copy and distribute verbatim copies of the Program's source code as you receive it, in any medium, provided that you conspicuously and appropriately publish on each copy an appropriate copyright notice and disclaimer of warranty; keep intact all the notices that refer to this License and to the absence of any warranty; and give any other recipients of the Program a copy of this License along with the Program.

You may charge a fee for the physical act of transferring a copy, and you may at your option offer warranty protection in exchange for a fee.

2. You may modify your copy or copies of the Program or any portion of it, thus forming a work based on the Program, and copy and distribute such modifications or work under the terms of Section 1 above, provided that you also meet all of these conditions:

- **a)** You must cause the modified files to carry prominent notices stating that you changed the files and the date of any change.
- **b)** You must cause any work that you distribute or publish, that in whole or in part contains or is derived from the Program or any part thereof, to be licensed as a whole at no charge to all third parties under the terms of this License.
- **c)** If the modified program normally reads commands interactively when run, you must cause it, when started running for such interactive use in the most ordinary way, to print or display an announcement including an appropriate copyright notice and a notice that there is no warranty (or else, saying that you provide a warranty) and that users may redistribute the program under these conditions, and telling the user how to view a copy of this License. (Exception: if the Program itself is interactive but does not normally print such an announcement, your work based on the Program is not required to print an announcement.)

These requirements apply to the modified work as a whole. If identifiable sections of that work are not derived from the Program, and can be reasonably considered independent and separate works in themselves, then this License, and its terms, do not apply to those sections when you distribute them as separate works. But when you distribute the same sections as part of a whole which is a work based on the Program, the distribution of the whole must be on the terms of this License, whose permissions for other licensees extend to the entire whole, and thus to each and every part regardless of who wrote it.

Thus, it is not the intent of this section to claim rights or contest your rights to work written entirely by you; rather, the intent is to exercise the right to control the distribution of derivative or collective works based on the Program.

In addition, mere aggregation of another work not based on the Program with the Program (or with a work based on the Program) on a volume of a storage or distribution medium does not bring the other work under the scope of this License.

3. You may copy and distribute the Program (or a work based on it, under Section 2) in object code or executable form under the terms of Sections 1 and 2 above provided that you also do one of the following:

- **a)** Accompany it with the complete corresponding machine-readable source code, which must be distributed under the terms of Sections 1 and 2 above on a medium customarily used for software interchange; or,
- **b)** Accompany it with a written offer, valid for at least three years, to give any third party, for a charge no more than your cost of physically performing source distribution, a complete machine-readable copy of the corresponding source code, to be distributed under the terms of Sections 1 and 2 above on a medium customarily used for software interchange; or,
- **c)** Accompany it with the information you received as to the offer to distribute corresponding source code. (This alternative is allowed only for noncommercial distribution and only if you received the program in object code or executable form with such an offer, in accord with Subsection b above.)

The source code for a work means the preferred form of the work for making modifications to it. For an executable work, complete source code means all the source code for all modules it contains, plus any associated interface definition files, plus the scripts used to control compilation and installation of the executable. However, as a special exception, the source code distributed need not include anything that is normally distributed (in either source or binary form) with the major components (compiler, kernel, and so on) of the operating system on which the executable runs, unless that component itself accompanies the executable.

If distribution of executable or object code is made by offering access to copy from a designated place, then offering equivalent access to copy the source code from the same place counts as distribution of the source code, even though third parties are not compelled to copy the source along with the object code.

4. You may not copy, modify, sublicense, or distribute the Program except as expressly provided under this License. Any attempt otherwise to copy, modify, sublicense or distribute the Program is void, and will automatically terminate your rights under this License. However, parties who have received copies, or rights, from you under this License will not have their licenses terminated so long as such parties remain in full compliance.

5. You are not required to accept this License, since you have not signed it. However, nothing else grants you permission to modify or distribute the Program or its derivative works. These actions are prohibited by law if you do not accept this License. Therefore, by modifying or distributing the Program (or any work based on the Program), you indicate your acceptance of this License to do so, and all its terms and conditions for copying, distributing or modifying the Program or works based on it.

6. Each time you redistribute the Program (or any work based on the Program), the recipient automatically receives a license from the original licensor to copy, distribute or modify the Program subject to these terms and conditions. You may not impose any further restrictions on the recipients' exercise of the rights granted herein. You are not responsible for enforcing compliance by third parties to this License.

7. If, as a consequence of a court judgment or allegation of patent infringement or for any other reason (not limited to patent issues), conditions are imposed on you (whether by court order, agreement or otherwise) that contradict the conditions of this License, they do not excuse you from the conditions of this License. If you cannot distribute so as to satisfy simultaneously your obligations under this License and any other pertinent obligations, then as a consequence you may not distribute the Program at all. For example, if a patent license would not permit royalty-free redistribution of the Program by all those who receive copies directly or indirectly through you, then the only way you could satisfy both it and this License would be to refrain entirely from distribution of the Program.

If any portion of this section is held invalid or unenforceable under any particular circumstance, the balance of the section is intended to apply and the section as a whole is intended to apply in other circumstances.

It is not the purpose of this section to induce you to infringe any patents or other property right claims or to contest validity of any such claims; this section has the sole purpose of protecting the integrity of the free software distribution system, which is implemented by public license practices. Many people have made generous contributions to the wide range of software distributed through that system in reliance on consistent application of that system; it is up to the author/donor to decide if he or she is willing to distribute software through any other system and a licensee cannot impose that choice.

This section is intended to make thoroughly clear what is believed to be a consequence of the rest of this License.

8. If the distribution and/or use of the Program is restricted in certain countries either by patents or by copyrighted interfaces, the original copyright holder who places the Program under this License may add an explicit geographical distribution limitation excluding those countries, so that distribution is permitted only in or among countries not thus excluded. In such case, this License incorporates the limitation as if written in the body of this License.

9. The Free Software Foundation may publish revised and/or new versions of the General Public License from time to time. Such new versions will be similar in spirit to the present version, but may differ in detail to address new problems or concerns.

Each version is given a distinguishing version number. If the Program specifies a version number of this License which applies to it and "any later version", you have the option of following the terms and conditions either of that version or of any later version published by the Free Software Foundation. If the Program does not specify a version number of this License, you may choose any version ever published by the Free Software Foundation.

10. If you wish to incorporate parts of the Program into other free programs whose distribution conditions are different, write to the author to ask for permission. For software which is copyrighted by the Free Software Foundation, write to the Free Software Foundation; we sometimes make exceptions for this. Our decision will be guided

by the two goals of preserving the free status of all derivatives of our free software and of promoting the sharing and reuse of software generally.

NO WARRANTY

11. BECAUSE THE PROGRAM IS LICENSED FREE OF CHARGE, THERE IS NO WARRANTY FOR THE PROGRAM, TO THE EXTENT PERMITTED BY APPLICABLE LAW. EXCEPT WHEN OTHERWISE STATED IN WRITING THE COPYRIGHT HOLDERS AND/OR OTHER PARTIES PROVIDE THE PROGRAM "AS IS" WITHOUT WARRANTY OF ANY KIND, EITHER EXPRESSED OR IMPLIED, INCLUDING, BUT NOT LIMITED TO, THE IMPLIED WARRANTIES OF MERCHANTABILITY AND FITNESS FOR A PARTICULAR PURPOSE. THE ENTIRE RISK AS TO THE QUALITY AND PERFORMANCE OF THE PROGRAM IS WITH YOU. SHOULD THE PROGRAM PROVE DEFECTIVE, YOU ASSUME THE COST OF ALL NECESSARY SERVICING, REPAIR OR CORRECTION.

12. IN NO EVENT UNLESS REQUIRED BY APPLICABLE LAW OR AGREED TO IN WRITING WILL ANY COPYRIGHT HOLDER, OR ANY OTHER PARTY WHO MAY MODIFY AND/OR REDISTRIBUTE THE PROGRAM AS PERMITTED ABOVE, BE LIABLE TO YOU FOR DAMAGES, INCLUDING ANY GENERAL, SPECIAL, INCIDENTAL OR CONSEQUENTIAL DAMAGES ARISING OUT OF THE USE OR INABILITY TO USE THE PROGRAM (INCLUDING BUT NOT LIMITED TO LOSS OF DATA OR DATA BEING RENDERED INACCURATE OR LOSSES SUSTAINED BY YOU OR THIRD PARTIES OR A FAILURE OF THE PROGRAM TO OPERATE WITH ANY OTHER PROGRAMS), EVEN IF SUCH HOLDER OR OTHER PARTY HAS BEEN ADVISED OF THE POSSIBILITY OF SUCH DAMAGES.

END OF TERMS AND CONDITIONS

How to Apply These Terms to Your New Programs

If you develop a new program, and you want it to be of the greatest possible use to the public, the best way to achieve this is to make it free software which everyone can redistribute and change under these terms.

To do so, attach the following notices to the program. It is safest to attach them to the start of each source file to most effectively convey the exclusion of warranty; and each file should have at least the "copyright" line and a pointer to where the full notice is found.

one line to give the program's name and an idea of what it does.
Copyright (C) yyyy name of author

This program is free software; you can redistribute it and/or modify it under the terms of the GNU General Public License as published by the Free Software Foundation; either version 2 of the License, or (at your option) any later version.

This program is distributed in the hope that it will be useful, but WITHOUT ANY WARRANTY; without even the implied warranty of MERCHANTABILITY or FITNESS FOR A PARTICULAR PURPOSE. See the GNU General Public License for more details.

You should have received a copy of the GNU General Public License along with this program; if not, write to the Free Software Foundation, Inc., 59 Temple Place - Suite 330, Boston, MA 02111-1307, USA.

Also add information on how to contact you by electronic and paper mail.

If the program is interactive, make it output a short notice like this when it starts in an interactive mode:

```
Gnomovision version 69, Copyright (C) year name of author
Gnomovision comes with ABSOLUTELY NO WARRANTY; for details
type `show w'. This is free software, and you are welcome
to redistribute it under certain conditions; type `show c'
for details.
```

The hypothetical commands `show w' and `show c' should show the appropriate parts of the General Public License. Of course, the commands you use may be called something other than `show w' and `show c'; they could even be mouse-clicks or menu items-- whatever suits your program.

You should also get your employer (if you work as a programmer) or your school, if any, to sign a "copyright disclaimer" for the program, if necessary. Here is a sample; alter the names:

```
Yoyodyne, Inc., hereby disclaims all copyright
interest in the program `Gnomovision'
(which makes passes at compilers) written
by James Hacker.
```

```
signature of Ty Coon, 1 April 1989
Ty Coon, President of Vice
```

This General Public License does not permit incorporating your program into proprietary programs. If your program is a subroutine library, you may consider it more useful to permit linking proprietary applications with the library. If this is what you want to do, use the GNU Lesser General Public License instead of this License.